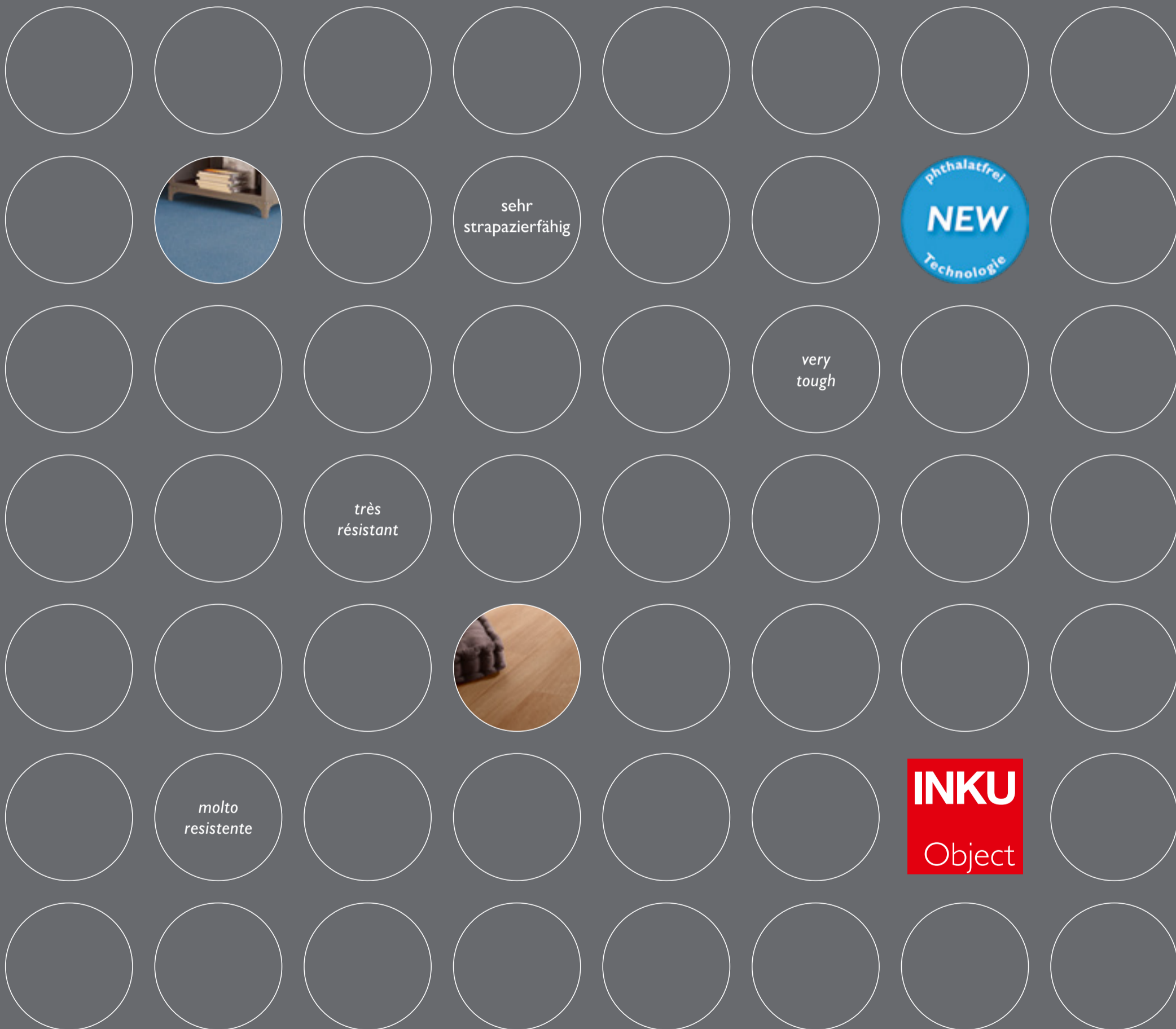


Traffic CV-Beläge / CV flooring / Sols CV / Pavimenti in PVC



Technische Daten	Dolomit	Flint	Topas
Gesamtstärke (mm)	ca. 2,00	ca. 2,00	ca. 2,50
Nutzschicht (mm)	ca. 0,55	ca. 0,40	ca. 0,70
Oberflächenvergütung	PUR – Top Clean	PUR – Top Clean	PUR – Top Clean
Lieferbreiten (cm)	ca. 200 + 400	ca. 200 + 400	ca. 200 + 400
Rollenlänge (m)	ca. 25	ca. 25	ca. 24
Flächengewicht (g/m ²)	ca. 2.300	ca. 2.150	ca. 2.900
Trittschallminderung (dB)	ca. 13	ca. 13	ca. 13
Maßstabilität (%)	≤ 0,10	≤ 0,40	≤ 0,10
Eindruckverhalten statisch (mm)	≤ 0,10	≤ 0,10	≤ 0,10
Lichtechtheit ISO	≥ 6	≥ 6	≥ 6
Rutschhemmung (EN 13893/DIN 51130)	DS / R10	DS / R10	DS / R10
Verhalten gegenüber Chemikalien	Bei kurzzeitiger Einwirkung von verdünnten Säuren, Ölen und Fetten keine Veränderung der Materialeigenschaften.		
Brandklasse EN 13501-I	B _{fl} s1	C _{fl} s1	C _{fl} s1
Klassifizierung			
Garantie* (Jahre)	10	10	10

Der Anbieter behält sich das Recht vor, die Produkte und deren Verlegevorschriften dem neuesten Stand der Kenntnisse und Technik anzupassen. *Die Garantie deckt Herstellungfehler ab und vorzeitigen Verschleiß bei normaler Nutzung ** Gilt auf wasserführenden Systemen generell, bis zu einer Oberflächentemperatur von 28 ° C.

Preisliste

Empfohlene
VK-Preise
inkl. MwSt.

Dolomit

200 + 400 cm Breite
24,90 €/m²

Flint

200 + 400 cm Breite
18,90 €/m²

Topas

200 + 400 cm Breite
26,90 €/m²

Irrtum und Änderungen
vorbehalten.

Leistungserklärung gemäß
Bauproduktverordnung unter:
www.jordan-kassel.de/ce

#10928
INKU Jordan GmbH & Co. KG
Stand 03/2019

Traffic CV-Beläge / CV flooring / Sols CV / Pavimenti in PVC

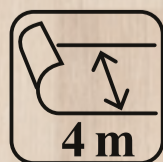
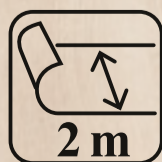
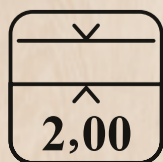


Lagerprogramm

Dolomit 1010

Planke: 100 x 16,66 cm

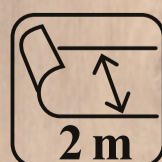
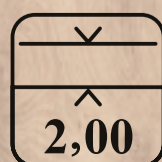
Rapport: 100 x 100 cm



Dolomit 1020

Planke: 100 x 16,66 cm

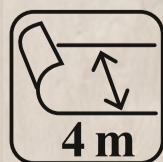
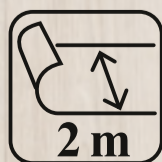
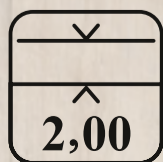
Rapport: 100 x 100 cm



Dolomit 1030

Planke: 100 x 12,5 cm

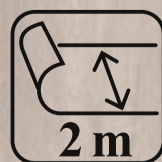
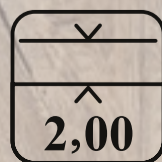
Rapport: 100 x 100 cm



Dolomit 1040

Planke: 100 x 12,5 cm

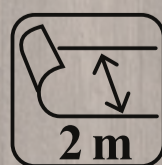
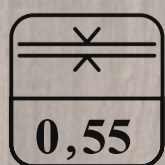
Rapport: 100 x 100 cm



Dolomit 1050

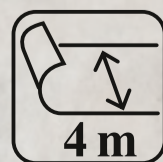
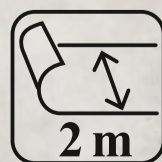
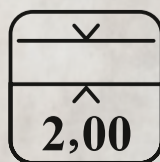
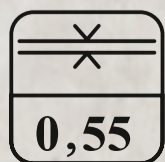
Planke: 100 x 12,5 cm

Rapport: 100 x 100 cm



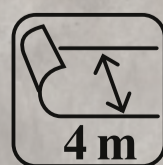
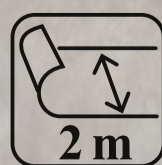
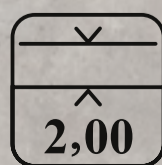
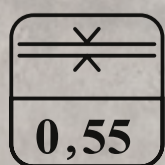
Dolomit 1060

Rapport: 100 x 100 cm



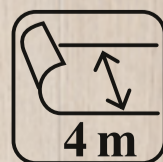
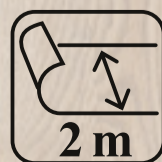
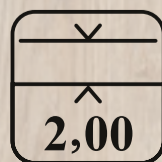
Dolomit 1070

Rapport: 100 x 100 cm



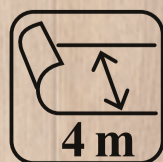
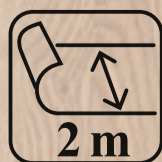
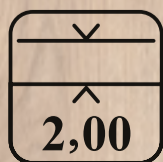
Flint 3100

Rapport: 100 x 100 cm

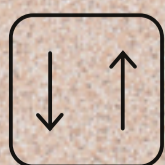
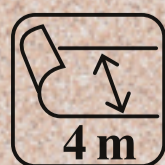
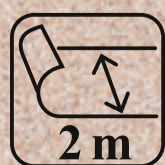


Flint 3110

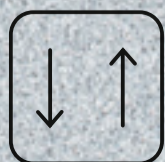
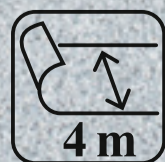
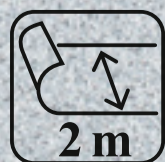
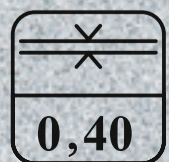
Rapport: 100 x 100 cm



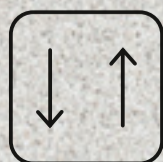
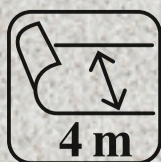
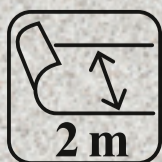
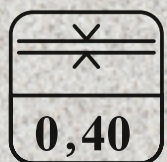
Flint 3120



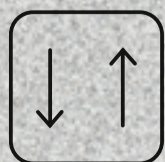
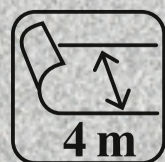
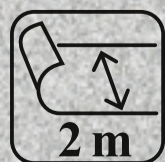
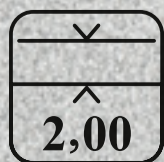
Flint 3130



Flint 3140



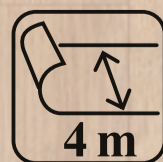
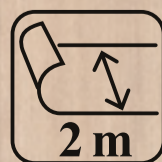
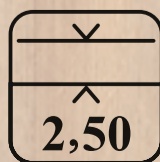
Flint 3150



Topas 2205

Planke: 100 x 10 cm

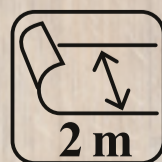
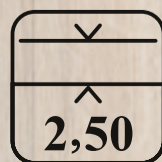
Rapport: 100 x 100 cm



Topas 2206

Planke: 100 x 10 cm

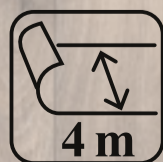
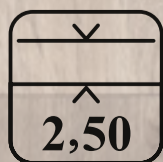
Rapport: 100 x 100 cm



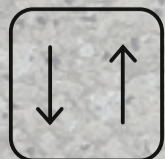
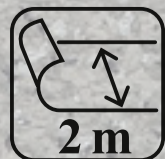
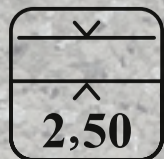
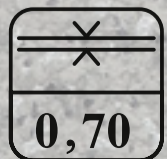
Topas 2208

Planke: 100 x 16,6 cm

Rapport: 100 x 100 cm

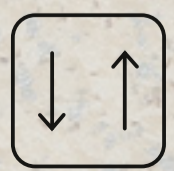
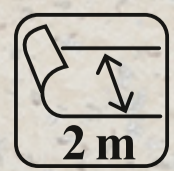
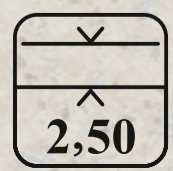
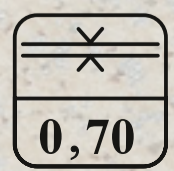


Topas 2209

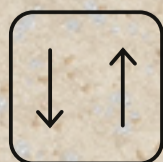
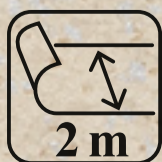
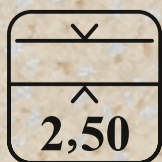
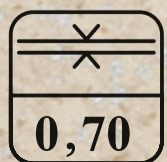




Topas 2211


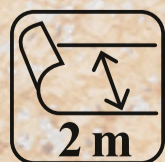
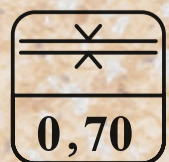


Topas 2212


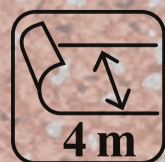
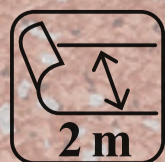
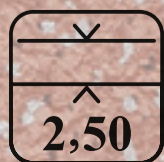
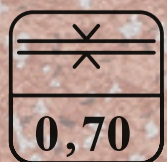




Topas 2213



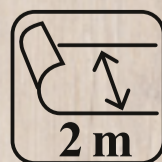
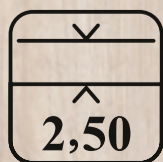
Topas 2214



Topas 2216

Planke: 100 x 20 cm

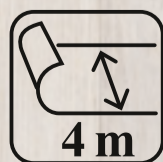
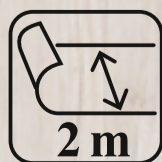
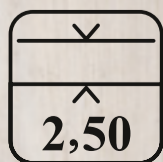
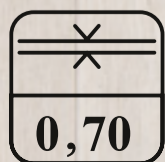
Rapport: 100 x 100 cm



Topas 2217

Planke: 100 x 20 cm

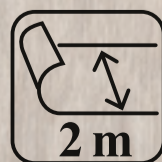
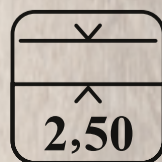
Rapport: 100 x 100 cm



Topas 2218

Planke: 100 x 16,6 cm

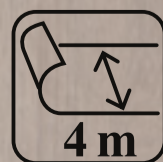
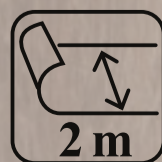
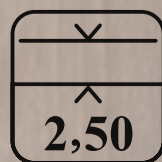
Rapport: 100 x 100 cm



Topas 2223

Planke: 100 x 16,6 cm

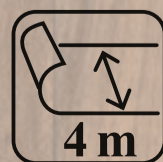
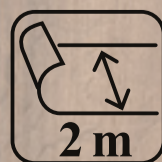
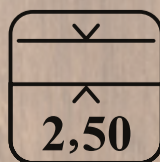
Rapport: 100 x 100 cm



Topas 2224

Planke: 100 x 16,6 cm

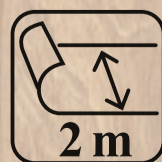
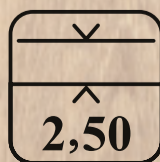
Rapport: 100 x 100 cm



Topas 2225

Planke: 100 x 16,6 cm

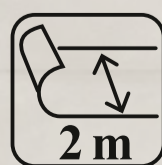
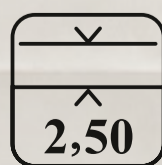
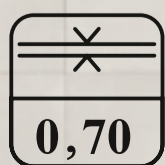
Rapport: 100 x 100 cm





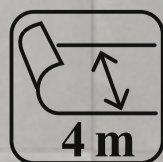
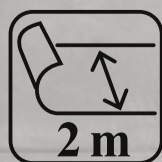
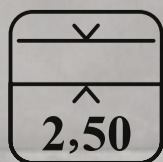
Topas 2226

Rapport: 100 x 100 cm



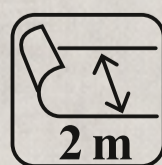
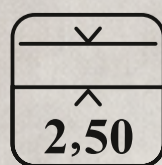
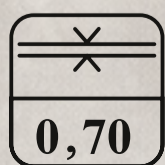
Topas 2227

Rapport: 100 x 100 cm




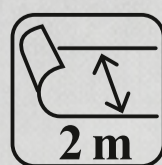
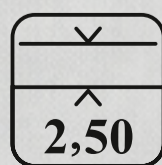
Topas 2228

Rapport: 100 x 100 cm



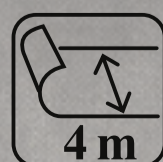
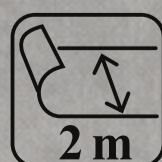
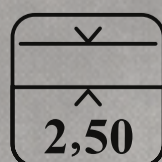
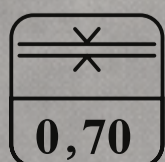
Topas 2229

Rapport: 100 x 100 cm

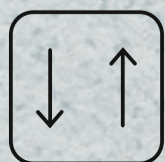
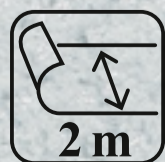
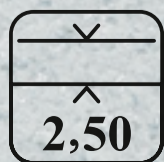
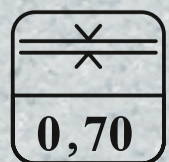


Topas 2230

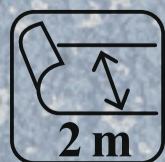
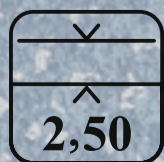
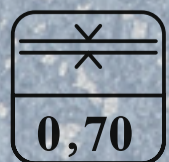
Rapport: 100 x 100 cm



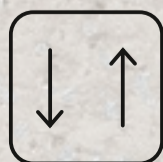
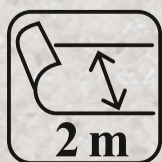
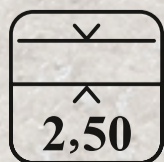
Topas 2231



Topas 2232



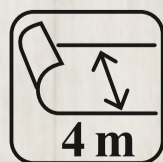
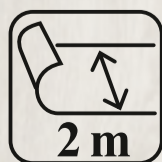
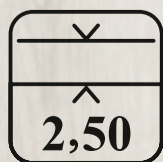
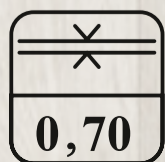
Topas 2233



Topas 2234

Planke: 100 x 16,6 cm

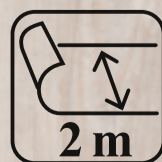
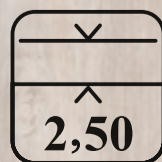
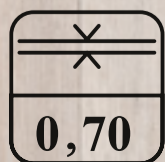
Rapport: 100 x 100 cm



Topas 2235

Planke: 100 x 20 cm

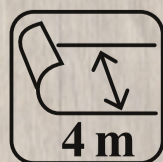
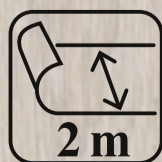
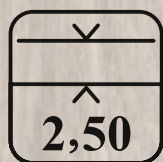
Rapport: 100 x 100 cm



Topas 2236

Planke: 100 x 16,6 cm

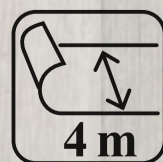
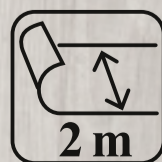
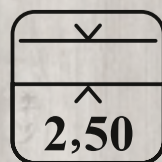
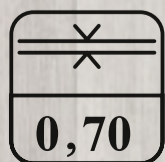
Rapport: 100 x 100 cm



Topas 2237

Planke: 100 x 20 cm

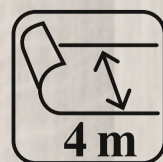
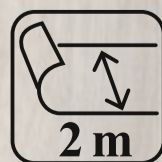
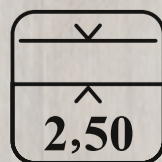
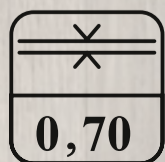
Rapport: 100 x 100 cm



Topas 2238

Planke: 100 x 10 cm

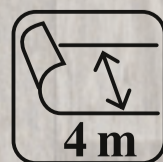
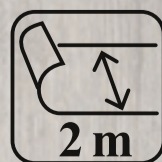
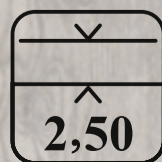
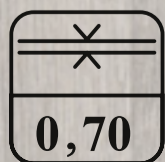
Rapport: 100 x 100 cm



Topas 2239

Planke: 100 x 16,6 cm

Rapport: 100 x 100 cm



Traffic CV-Beläge / CV flooring / Sols CV / Pavimenti in PVC

