

/ chateau.

BERRY  ALLOC

**When
classy meets
contemporary.**



_____ herringbone laminate.

Timeless elegance.

Originally found in luxurious castles and stately manor houses, **herringbone** is a tried-and-true style that has more than withstood the test of time. Having taken the leap to contemporary living rooms, this floor remains the statement piece in each room: classy and sassy, it mixes modern and traditional into a unique eye-catcher. With this imposing pattern at your feet, you'll be living countless moments of joy in your own stylish stronghold.

relax, it's BerryAlloc





Chateau Java Brown

Beautiful. Carefree. What more could you want?

Treat yourself with a luxury floor.

Pretty and practical, could this be your dream floor? Give your home the upgrade that it deserves: the highly realistic wood designs of our herringbone Chateau collection will give you all that you were looking for in a floor that's extremely scratch resistant, easy to clean, and easy to maintain. This premium quality laminate will have you living like royalty in no time.

Make it trendy. Or make it your own.

The natural wood designs and unique small and narrow planks of our Chateau collection are perfect for recreating the beloved parquet herringbone style that's lasted centuries. This sophisticated look will add depth to any room, giving a guaranteed wow effect. But what if you don't want that sleek, classic look? Allow your creativity free rein by combining several colours and trying out different patterns. Take that wow-effect to the next level!



Chateau Charme Light Natural



herringbone
laminate

4

4 bevels



premium
quality



natural wood
design



scratch
resistant



lifetime
warranty



504 x 84 x 8 mm



1 box (A or B):
24 boards, 1,02 m²

1 pallet (A or B):
48 boxes, 48,77 m²


Discover the collection.

Choose between a broad and balanced range of decors to find the floor that's meant for you. Whether you choose the calming Charme decors, a feisty Java, or prefer to mix and match them all together, the floor you choose will be true to your personal style. One thing is certain, these natural colours will bring warmth to every home.



Charme Light Natural

Real Wood structure
62001190 (A)
62001166 (B)




Java Natural

Real Wood structure
62001405 (A)
62001407 (B)



Texas Light Brown

Real Wood structure
62001088 (A)
62001089 (B)



Chestnut White

Wood structure
62001162 (A)
62001194 (B)



Java Light Grey

Wood structure
62001183 (A)
62001164 (B)



Charme Black

Real Wood structure
62001191 (A)
62001167 (B)




Gyant Light
Real Wood structure – matt
62002160 (A)
61002162 (B)



Texas Light Natural
Real Wood structure
62002158 (A)
62002159 (B)



Bloom Sand Natural
Real Wood structure
62002172 (A)
62002173 (B)



Bloom Light Brown
Real Wood structure
62002170 (A)
62002171 (B)



Java Brown
Real Wood structure
62001189 (A)
62001165 (B)



Chateau Charme Light Natural




Teak Brown
Wood structure – gloss
62001193 (A)
62001169 (B)



Merbau Brown
Wood structure – gloss
62001173 (A)
62001163 (B)



Walnut Brown
Wood structure – gloss
62002166 (A)
62002167 (B)



Gyant Dark Brown
Real Wood structure – matt
62002164 (A)
62002165 (B)



Installation tips.

Not sure how to get started? No worries. You'll find detailed installation instructions available in the packaging and on our website. When installing, keep the following tips in mind:

- Read the installation manual beforehand and closely follow each step.
- Use the Excellence Plus underlay for added stability and minimised walking sound.
- Use our matching accessories for a sophisticated finish.

Scan the QR code to watch the installation video.




Define your own style.

Who said you had to stick to the status quo? Chateau offers four different installation patterns. Time to get creative and choose the style that suits you best.




Herringbone
A & B planks



Shipdeck
A planks



Ladder
A planks, fully glued



Mosaic
A & B planks, fully glued


It's all in the details.

Finish off your fabulous floor with the right accessories. Use our Excellence Plus underlay for added support and minimised walking sound. We also provide matching skirtings and profiles for a detailed finish.



Underlay

Excellence Plus reduces the impact sound with -21dB and is compatible with floor heating systems. (SEPLUS10)



Laminate Cleaner

This biodegradable and fragrant laminate cleaner is suitable for both first-time maintenance and regular use. 1 litre. (LC1000)



100% matching skirtings



60 mm matching skirting

Installation: glue or clips
2400 x 12 x 60 mm
(L x W x H)



80 mm matching skirting

Installation: glue or clips
2400 x 12 x 80 mm
(L x W x H)



Quarter round, matching

Installation: glue
2400 x 14 x 14 mm
(L x W x H)

100% matching profiles




Matching T-Profile

1000 x 40 x 8 mm
2400 x 40 x 8 mm
(L x W x H)




Matching reducer profile

1000 x 45 x 12 mm
2400 x 45 x 12 mm
(L x W x H)



Matching end profile

2400 x 28 x 8 mm
(L x W x H)





Chateau Chestnut White

BERRY  **ALLOC**

BerryAlloc NV
Industrielaan 100
8930 Menen, Belgium
T +32 56 67 66 11
info@berryalloc.com

berryalloc.com

